

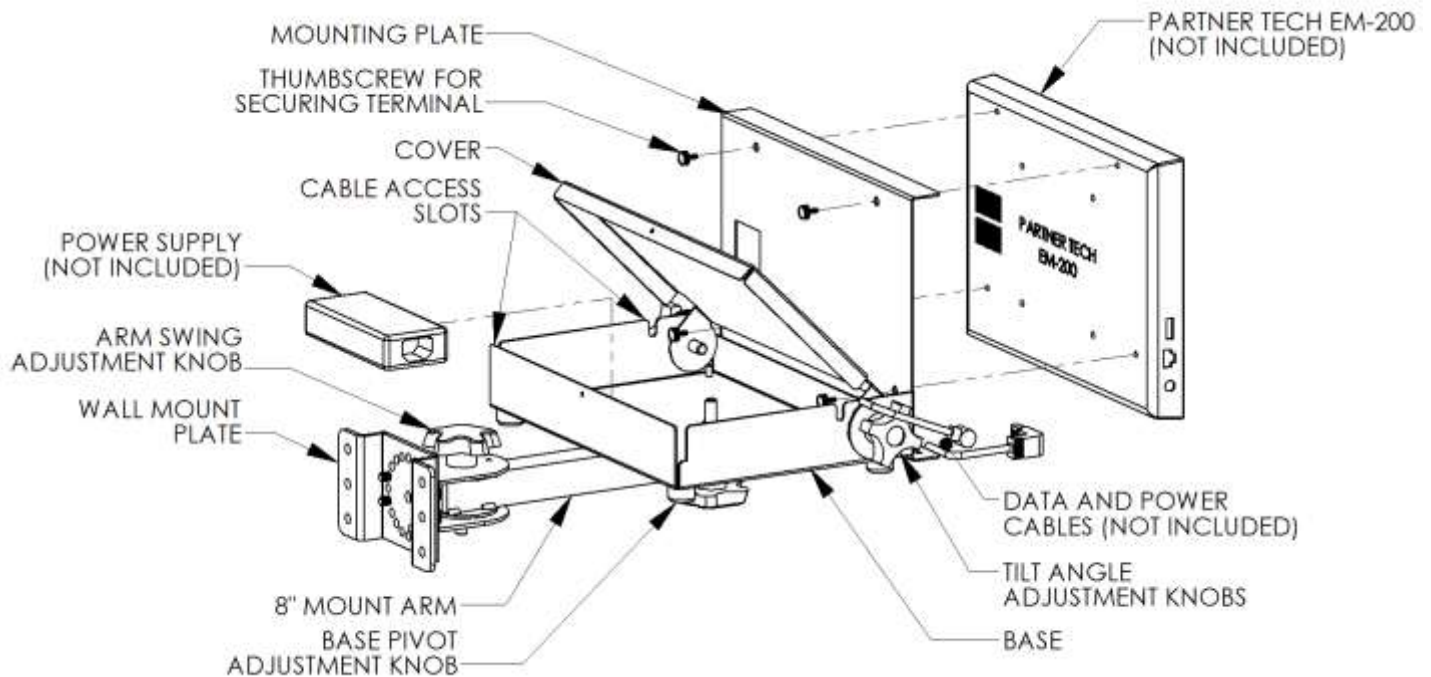
PQS

PRACTICAL QUALITY SYSTEMS
Fast Custom Manufacturing - Nationwide Installation Services

Wall Mount w/storage compartment for Partner Tech EM-200 touch screen terminal PN 80916



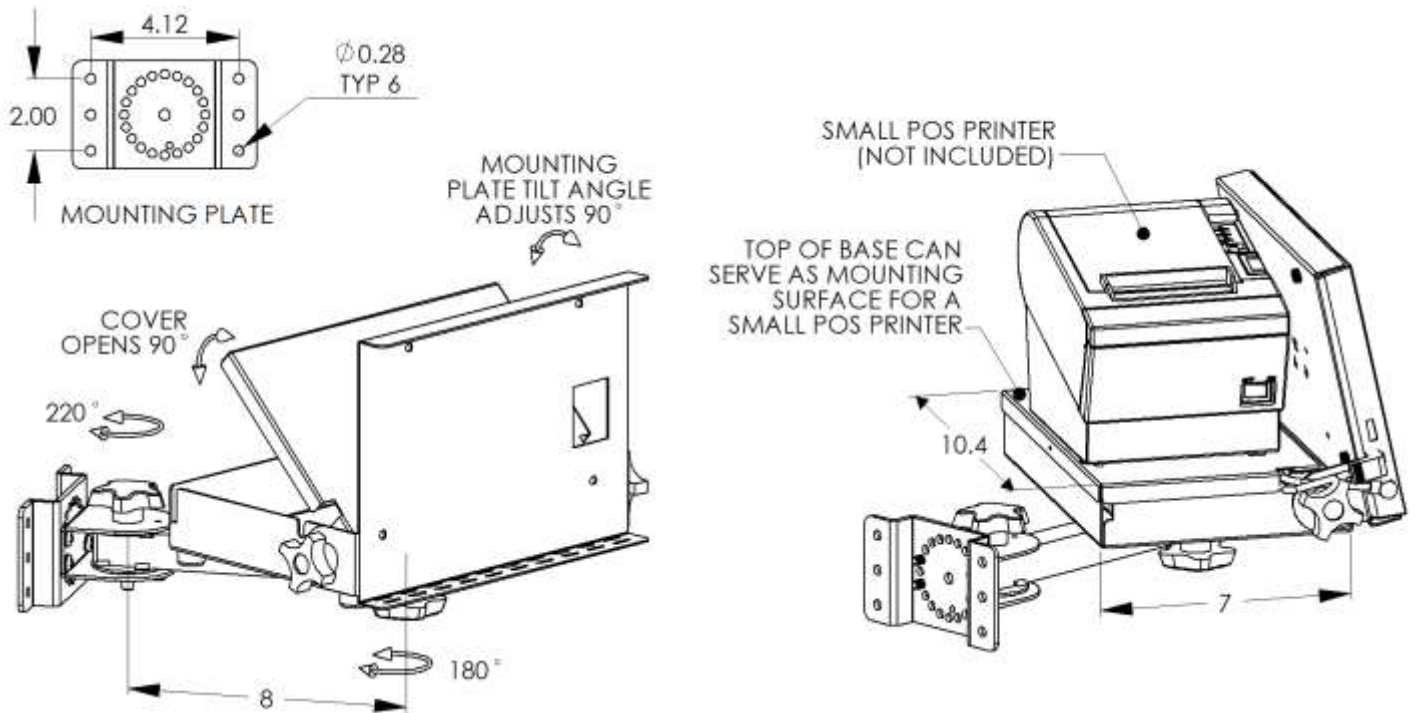
Wall Mount w/storage compartment for Partner Tech EM-200 touch screen terminal PN 80916



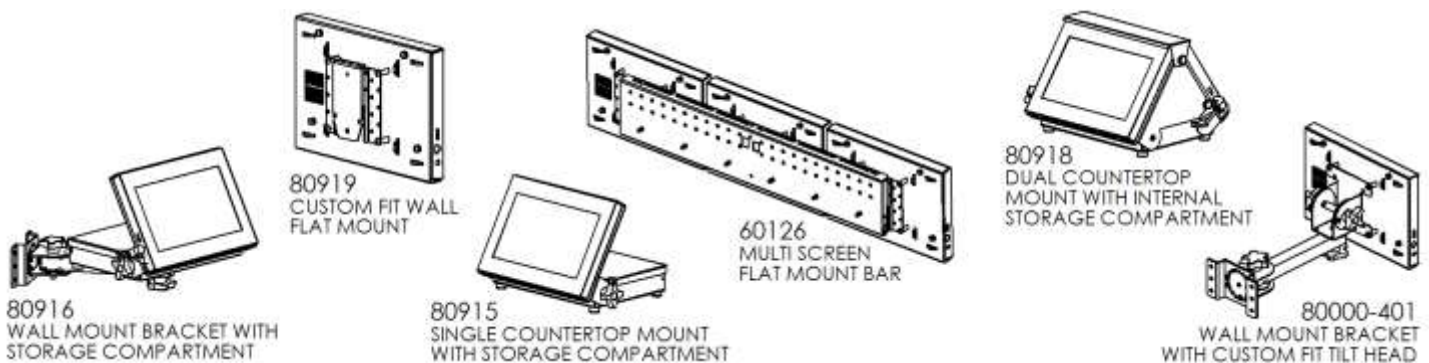
PRODUCT SPECIFICATIONS

- Supports a Partner Tech EM-200 touch screen terminal for wall mounting.
- Attaches to a wall or any other flat vertical surface.
- Attaches to a shelf or any other flat horizontal surface.
- The position of the 8" arm adjusts without tools and permits the pan and tilt head to travel horizontally, allowing a wide range of screen locations.
- Storage compartment in the base can accommodate the terminal's power supply, connectors and cabling.
- Cover keeps storage area enclosed and dry under normal working conditions.
- Top of cover can serve as a mounting surface for small POS printer.
- Cable access slots allow for convenient and concealable cable routing.
- Thumbscrews secure terminal to mounting plate for easy installation and removal.
- Adjustment knobs allow for easy tilt angle adjustment of mounting plate.
- For ceiling or pole mounting, the *single arm mounting plate* attaches to any 3 1/2" or smaller OD pipe with U bolts.
- The position of the arm can also be locked more securely for the long term by tightening the arm locking screw with a Phillips screw driver.
- Add an optional *multiple arm mounting plate* and another arm with a *Universal Printer Mounting Tray* to support a printer right next to the terminal.
- Each arm supports up to 15 lbs.

Wall Mount w/storage compartment for Partner Tech EM-200 touch screen terminal PN 80916



- Most of our modular mounting systems can be easily reconfigured in the field for a different application by either adding or removing a few parts to create a support solution for any mounting location.
- For assembly instructions see the user manual which can be downloaded from the *Product Resources* page on our website.
- All wall mountable assemblies can be ordered with an optional *Stud Bridge Mounting Plate* (PN 50360) that supports up to three arms and attaches to wall studs spaced at 16" on center.
- All wall mountable assemblies can be ordered with an optional *Pole Mounting Plate* (PN 50386) that supports up to three arms and attaches to any pole up to 8" diameter or column up to 24".
- Mounting options for Partner Tech EM-200 touch screen monitors also include a *Custom Fit Flat Mount* (PN 80919), single (PN 80915) and dual (PN 80918) *Countertop Mounts*, *Multi Screen Flat Mount Bar* (PN 60126), *Wall Mount* (PN 80000-401), or as just the *Custom Fit* pan and tilt head by itself (PN 80880-401).



Wall Mount w/storage compartment for Partner Tech EM-200 touch screen terminal PN 80916

MOUNTING OPTIONS

- PQS products are available with pan and tilt heads to support all VESA and NON VESA compatible touch screens, terminals or flat panel monitors. Refer to the *Custom Fit Pan and Tilt Heads* page on our website found in the *Other Products* section for the most current list of options. If we don't have a compatible pan and tilt head; send us a sample of your screen and we'll create a custom fit solution for you.
- *Custom Fit* tilt heads can be used with any of the following mounting systems.

