


PQS

PRACTICAL QUALITY SYSTEMS
Fast Custom Manufacturing - Nationwide Installation Services

Work Table Wall Mounted 45"W with a Lower Shelf PN 81320

This Work Table attaches directly to a wall and includes a 45"W X 30"D Stainless steel table top assembly, two Wall Mounting Brackets, one 44"W X 14 "D Lower Shelf assembly with a galvanized steel top and a hardware kit.



Need it installed? We have nationwide professional installation services available. Just contact us!

info@practicalqualitysystems.com

WWW.PRACTICALQUALITYSYSTEMS.COM

(818) 993-1022

ALL PRODUCTS PATENT PENDING

Introduction for all Work Tables

We currently manufacture two basic sizes of Work Tables; both are 30” deep and 30” tall and are available in widths of 45” and 72”. Our Work Tables are constructed entirely of stainless and galvanized steel to resist corrosion and harsh environments. Designed to be extra strong; these tables are engineered with three interior structural support beams under the table top which is further reinforced with welded corners.

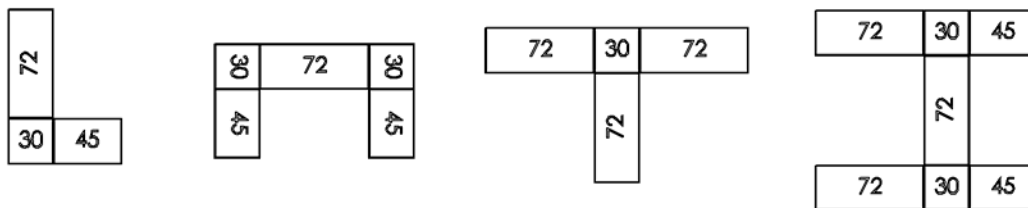
For the ultimate indestructible work surface, add the optional ¼” thick vinyl Table Top Protector. For 45” wide Work Tables order PN 50304, for 72”W Work Tables order PN 50305

Value is added across our entire line of Enclosures, Work Tables and Shelving Systems because they all have been designed to be modular and to be compatible with a wide range of optional equipment. These features insure maximum flexibility when integrating different components to render a custom solution.

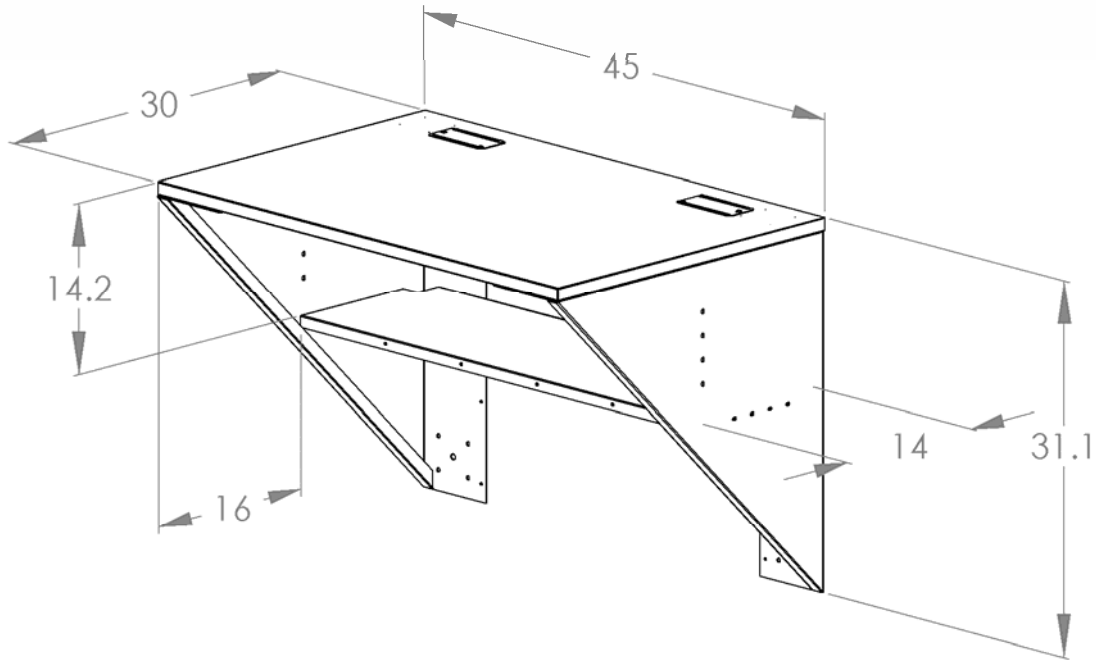
Need more work space? Add a 30” wide Side Table PN 60089 to any 45” or 72”W Work Table.

All Work Tables can be configured with Caster Wheels or they can be Wall mounted.

All of our Enclosures and Work Tables can be bolted together side to side, corner to corner or back to back to create a large variety of customized configurations to fit your space.



CONFIGURATION EXAMPLES

Product Specifications**General Measurements:** 45" W x 31"H x 30"D**Weight:**

45 W Wall Mounted Work Table Bare = 106 lbs. Note: This weight does not include any options or accessories. Each Work Table will probably contain at least 50 lbs. of accessories.

Engineering Drawing Reference Notes

To view and manipulate 3D models of any assembly; visit www.edrawingsviewer.com and download the free eDrawings viewer software, then open the eDrawing format files (.EASM) found in our Engineering Drawings folders.

For more product dimensional specifications; download the Engineering Drawings folder for files in DWG, PDF and EASM formats on our website from the tool bar on the individual product pages or from our Product Resources page.

User Manual Reference

Refer to manual 10010403-UM for assembly and installation instructions

User manuals are available for download in PDF format on our website from the tool bar on the individual product pages or from our Product Resources page.

Standard Features:**45" wide Work Table Cable Path Openings**

All 45" wide Work Tables feature six large and convenient Cable Path Openings that are fully adjustable to make the installation of cabling and power cords quick and easy. There are two openings near the left and right corners of the rear of the Table Top and two openings near the bottom rear corners of both the left and right side support assemblies.

Heavy Duty Table top is pre machined for attaching options

The table top is made of heavy 16 Gauge Stainless Steel with welded corners. It has been pre marked with small indentations that mark the locations of the 5/16" holes that are needed for adding optional Vertical Shelf Standards to support shelves or an Upper Cabinet.

Wall Mount Brackets

The Wall Mount Brackets are heavy duty support structures for installing either Work Tables or Enclosures onto a wall. They are designed to be universal and can be installed either on the left or right of an assembly by flipping their direction. There are hole patterns on the back of the Wall Mount Brackets so that they can be affixed to studs that are 16" on center.

Insert Plates

There are four ¼" thick steel "Insert Plates" installed in each of the four corners of the support beams in the Table top of all Work Tables and on side support assemblies. These plates create "hard points" that add extra strength for attachment of Side Supports, Leveling Legs, Caster Wheels or Shelving Systems.

Included Options:**Lower Shelf for 45"W Work Tables**

Includes one Lower Shelf assembly with a galvanized steel top and Cable Path Openings at the left and right rear corners of the shelf. The shelf attaches between the Side Supports below the Enclosure and has three adjustable height positions. The top and bottom shelf positions create 18" tall spaces either above or below the shelf. The center shelf position creates two 14" tall spaces. Overall dimensions 44.75"W X 14"D. Add an optional Lower Galvanized Shelf Kit-PN 60039 to increase the depth of an existing half depth shelf from 14" shelf to 28" D.

List of all available options and accessories for Work Tables:

Select a preconfigured Work Table or use our line of Options and Accessories to create a customized solution that fits your exact needs.

Pull Out Work Surface

Full size File Drawers

Half Size Drawers (2)

All in One Drawer Set

Drawer Set with Combo Frame (3)

19" Rack Mount Drawer Kits for Lower Cabinets

Lock Bar Kits (2)

VESA Monitor and POS Printer Mounts for Enclosure interiors, Work Tables or Shelving Systems (4)

Cross bars for Shelving Systems for Monitor or Printer Mounts (3)

Bin Boxes (3)

Bin Box Mounting Bars for Bin Boxes for Shelving Systems (2)

Bin Box Mounting Bars for Enclosure interiors (3)

Shelving System 64" H for above Work Tables (2)

Additional Upper Shelf Kits (4)

Additional Lower Shelf Kits (2)

Side Table and Corner Junction

Wall Mount Kits for Enclosures and Work Tables (2)

Free Standing Kits for Counter Top Enclosures (2)

Caster Wheel Kit

Lower Cabinet Kits for Counter Top Enclosures (3)

Lower Cabinet Kits for Free Standing Enclosures or Work Tables (3)

Upper Cabinet Kits (2)

Fluorescent Strip Lights (2)

Multiple Outlet Power Strips 36"L (2)

Modular Ventilation Systems and Fans (2)

Table Top Protectors (2)