


PQS

PRACTICAL QUALITY SYSTEMS
Fast Custom Manufacturing - Nationwide Installation Services

Wall Mount w/ 8" arm and a screen pan and tilt head PN 80000



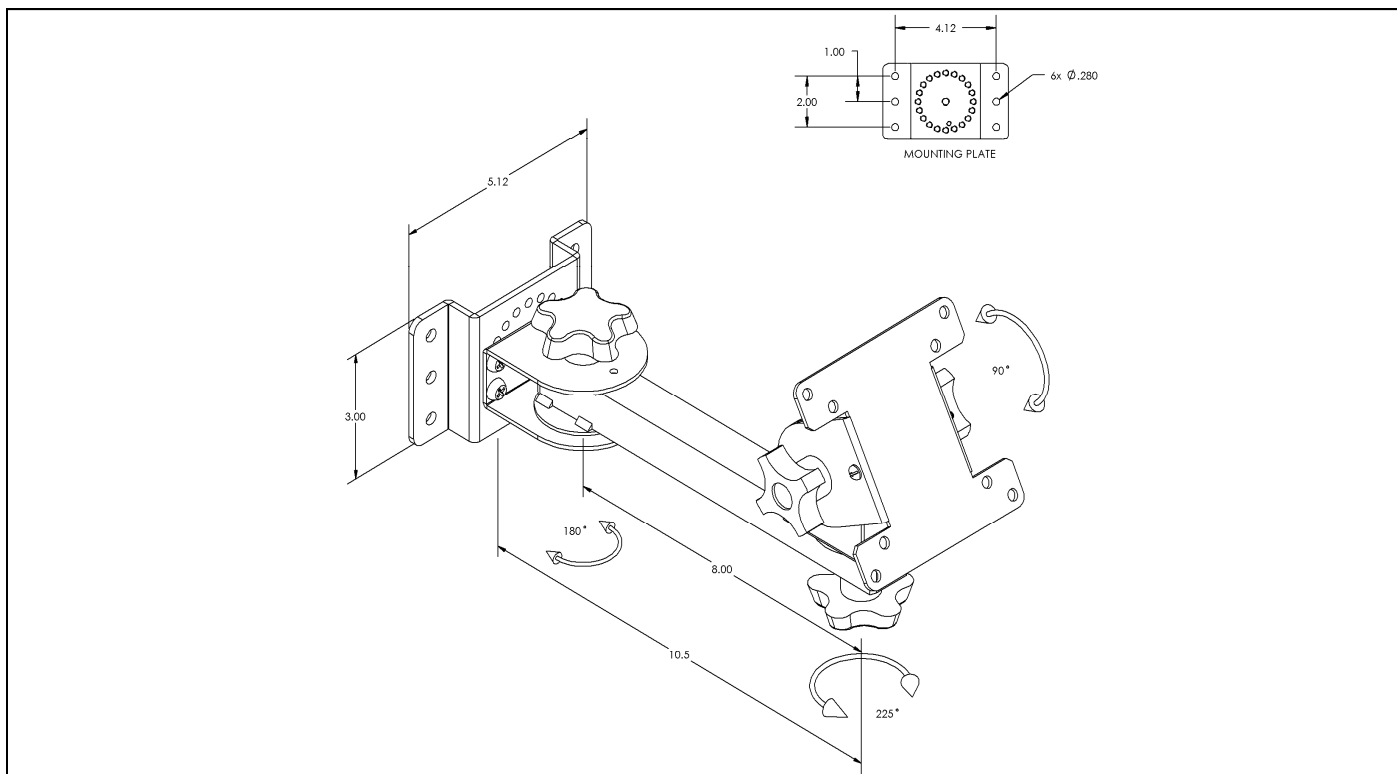
NOTE: Vertically mounted 80000 with a 75/100mm VESA Pan and Tilt head shown. All mounting systems are also available for NON VESA compatible screens.

info@practicalqualitysystems.com WWW.PRACTICALQUALITYSYSTEMS.COM

(818) 993-1022

ALL PRODUCTS PATENT PENDING

Wall Mount w/ 8" arm and a screen pan and tilt head PN 80000



NOTE: Horizontally mounted 80000 with a 75/100mm VESA pan and tilt head shown. All assemblies with NON VESA compatible pan and tilt heads will appear differently.

PRODUCT SPECIFICATIONS

- Available with pan and tilt heads to support all VESA and NON VESA compatible touch screens, terminals or flat panel monitors. Refer to the *Custom Fit Pan and Tilt Heads* page on our website found in the *Other Products* section for the most current list of options. If we don't have a compatible pan and tilt head; send us a sample of your screen and we'll create a custom fit solution for you.
- The mounting plate may be rotated to create a wider variety of mounting options.
- The assembly supports touch screens, terminals or flat panel monitors up to 20" (all images are shown with a 17" screen).
- Attaches to a wall or any other flat vertical surface.
- Attaches to a shelf or any other flat horizontal surface.
- The VESA pan and tilt head adjusts without tools to lock the screen at any position, side to side, or up and down.
- The position of the 8" arm adjusts without tools and permits the pan and tilt head to travel horizontally, allowing a wide range of screen locations.
- For ceiling or pole mounting, the *P1* plate attaches to any 3 1/2" or smaller OD pipe with U bolts.
- The position of the pan and tilt head can also be locked more securely for the long term by tightening locking screws on the pan and tilt head with a Phillips screw driver.
- The position of the arm can also be locked more securely for the long term by tightening the arm locking screw with a Phillips screw driver.
- Add an optional *P3* plate and another arm with a *Universal Printer Mounting Tray* to support a printer right next to the terminal.

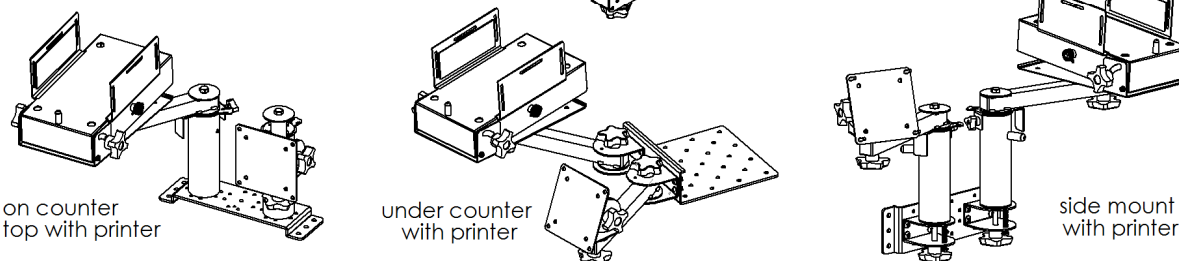
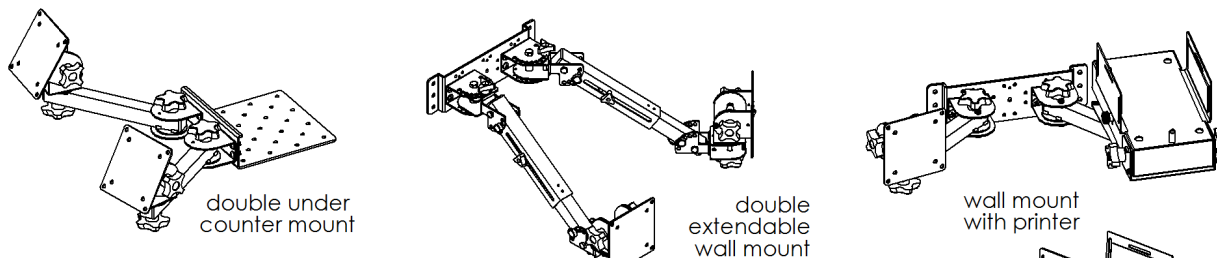
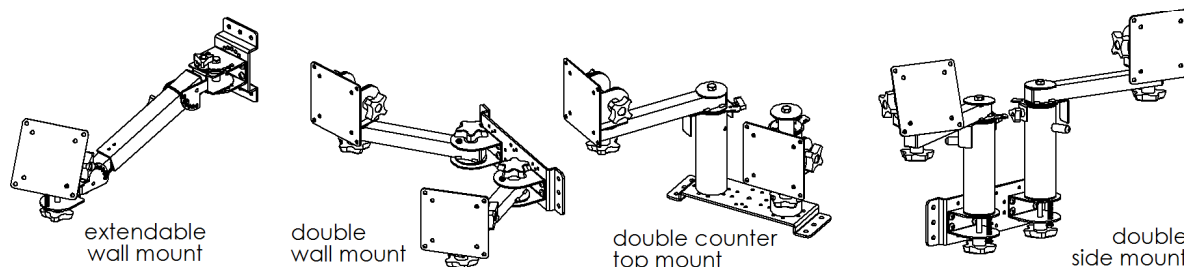
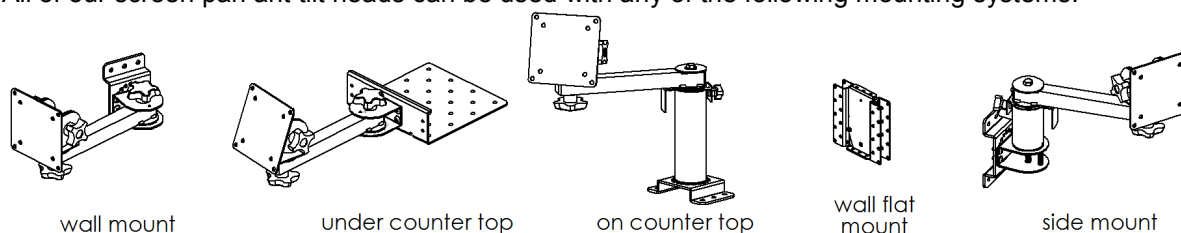
- Each arm supports up to 15 lbs.

Wall Mount w/ 8" arm and a screen pan and tilt head PN 80000

- This assembly is one of our modular mounting systems. This system includes many components which can be mixed and matched to create a custom support solution for any mounting location. Most of our modular mounting system assemblies can be easily reconfigured in the field for a different application by either adding or removing a few parts.
- For assembly instructions see the user manual which can be downloaded from the *Product Resources* page on our website.
- All wall mountable assemblies can be ordered with an optional *Stud Bridge Mounting Plate* (PN 50360) that supports up to three arms and attaches to wall studs spaced at 16" on center.
- All wall mountable assemblies can be ordered with an optional *Pole Mounting Plate* (PN 50386) that supports up to three arms and attaches to any pole up to 8" diameter or column up to 24".
- To order this assembly with a 75/100mm VESA compatible screen pan and tilt head; use part number 80000. To order this assembly with a *Custom Fit*, NON VESA compatible screen tilt head; use part number 80000 and add the part number suffix found on the *Custom Fit Pan and Tilt Heads* page on our website. The page can be found listed under the *Other Products* section. If the website doesn't show a suffix that represents a type that is compatible with your screen pan and tilt head; send us a sample of your screen and we'll create a *Custom Fit* solution for you.

MOUNTING OPTIONS:

- All of our screen pan ant tilt heads can be used with any of the following mounting systems.



ALL PRODUCTS PATENT PENDING