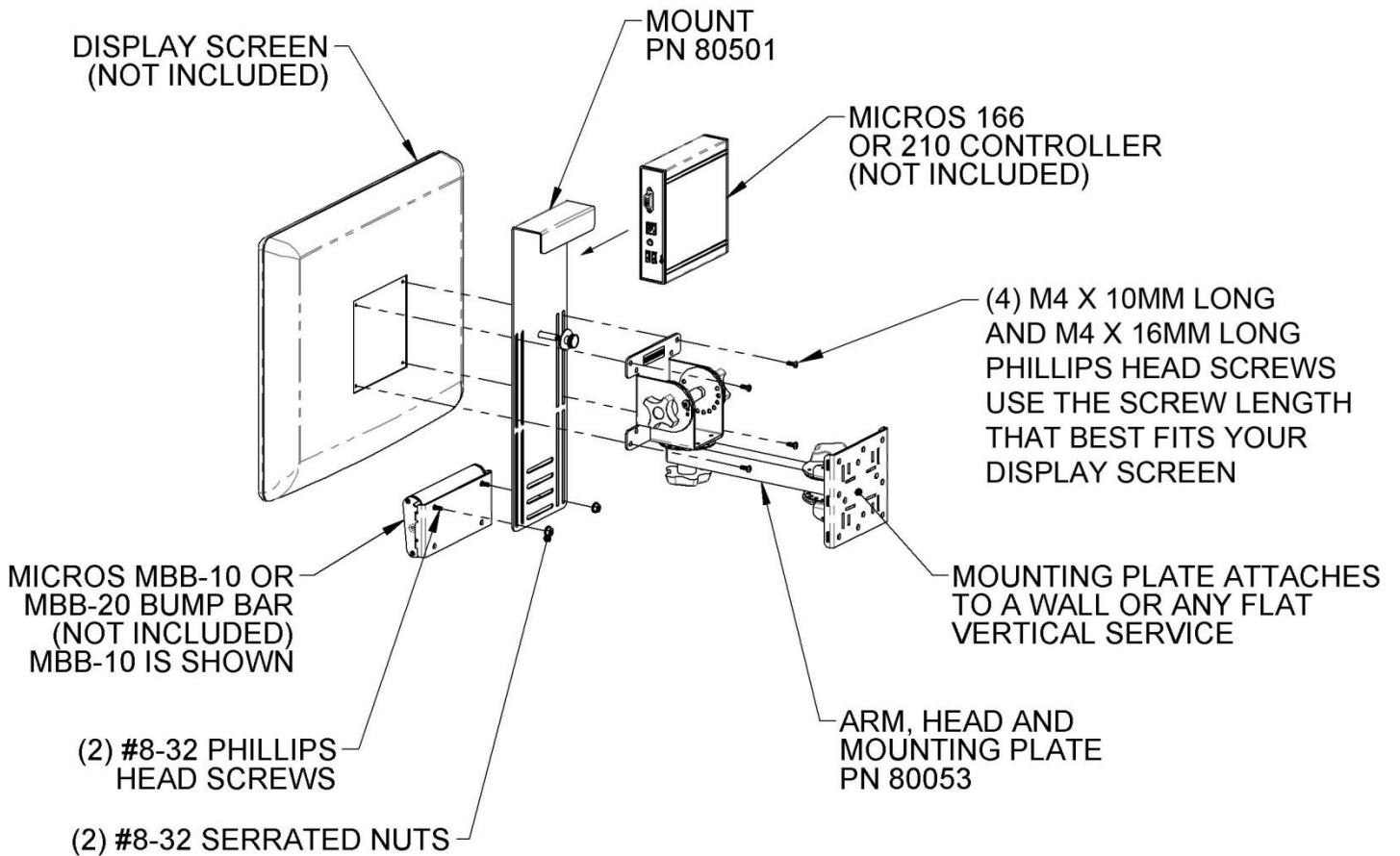


PQS

PRACTICAL QUALITY SYSTEMS
Fast Custom Manufacturing - Nationwide Installation Services

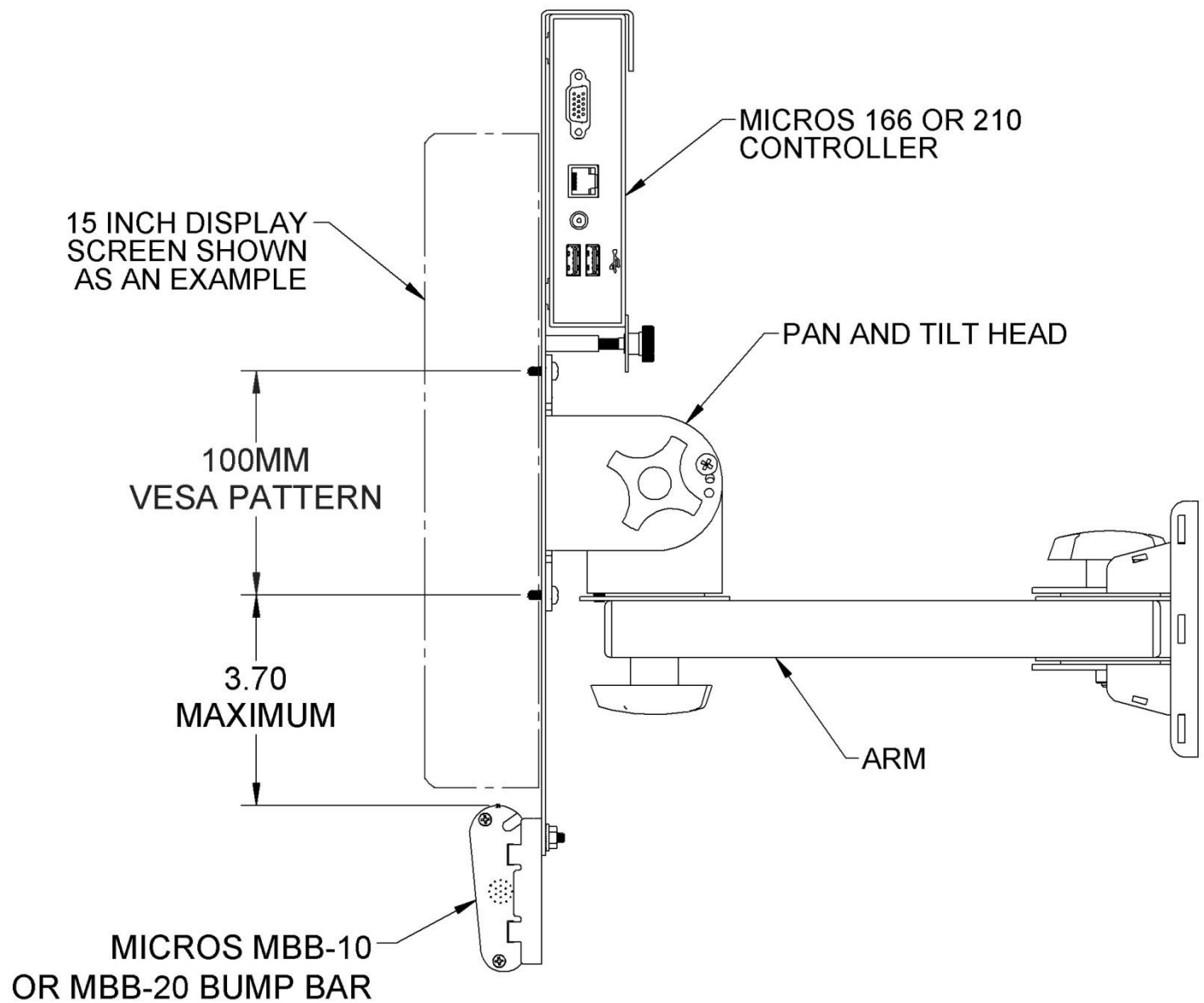


Monitor, controller and bump bar not included



Included components and hardware

- (1) PN 80053
- (1) PN 80501
- (1) PN 30061 VGA cable male to male 24" long (not shown)
- (4) M4 X 16MM long Phillips head screws
- (4) M4 X 10MM long Phillips head screws
- (2) #8-32 X ½ inch long Phillips head screws
- (2) #8-32 serrated nuts

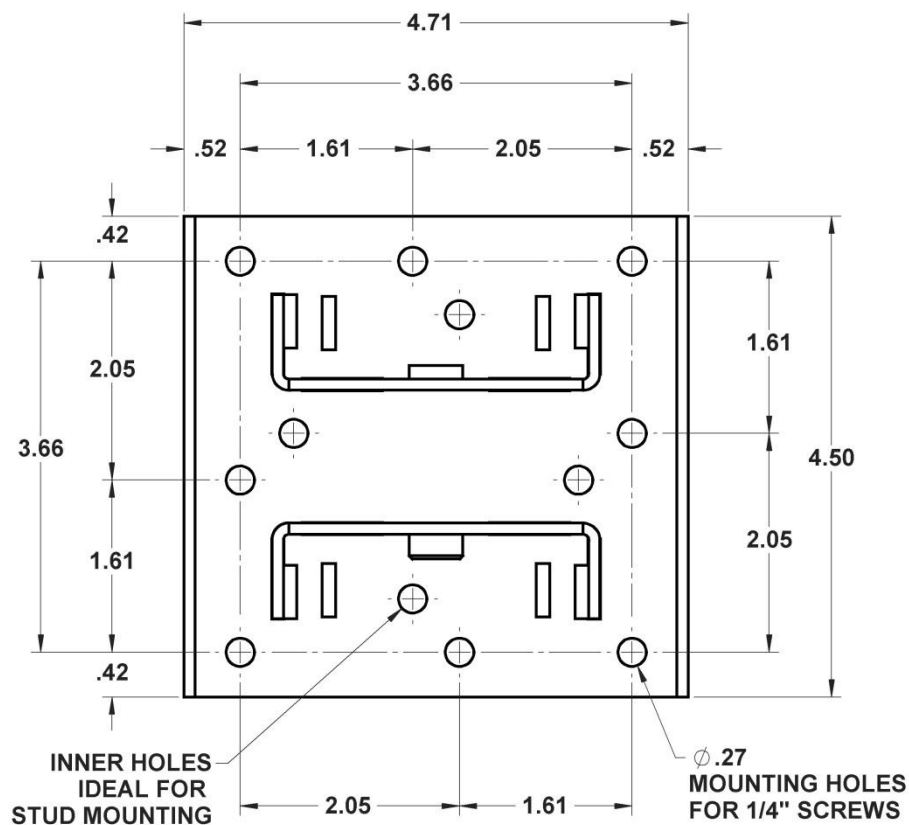
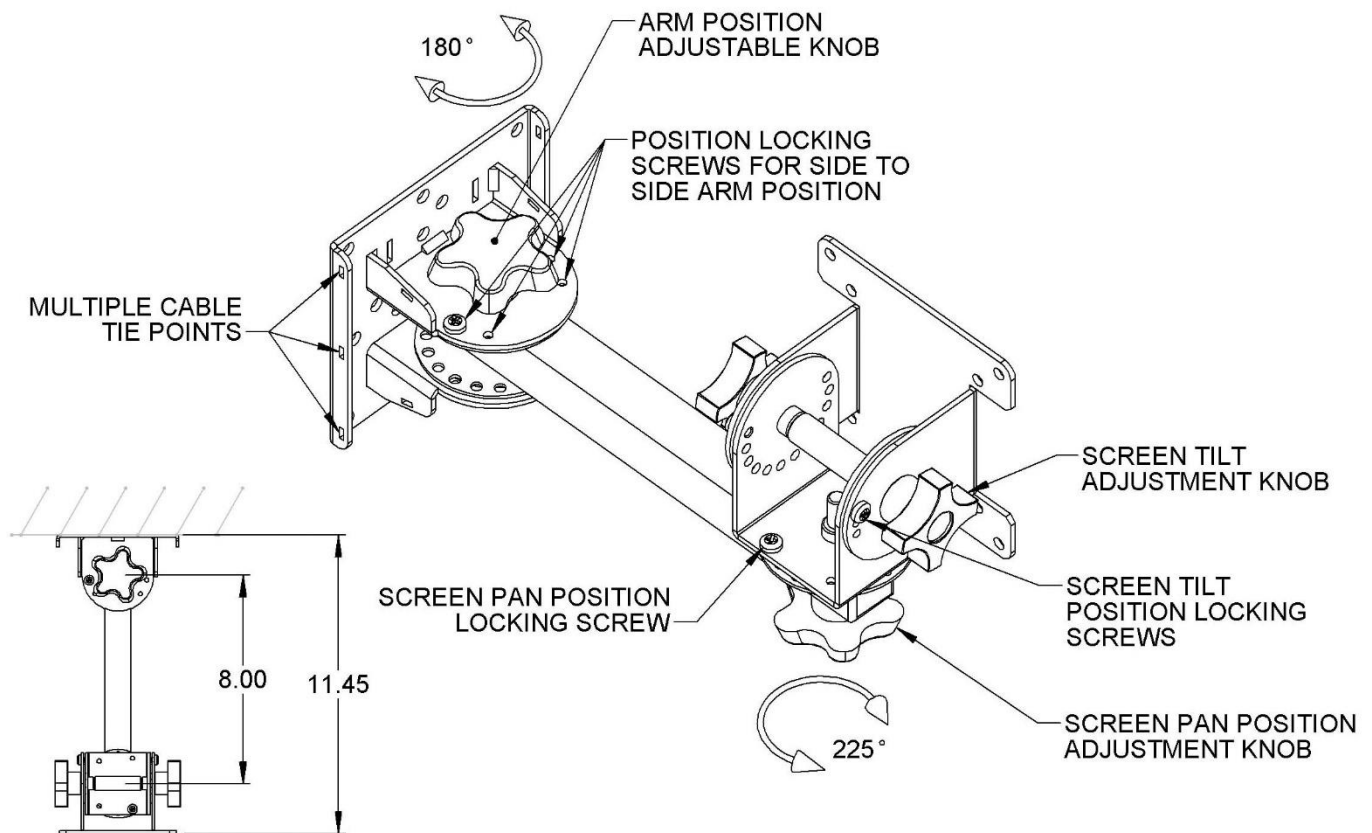


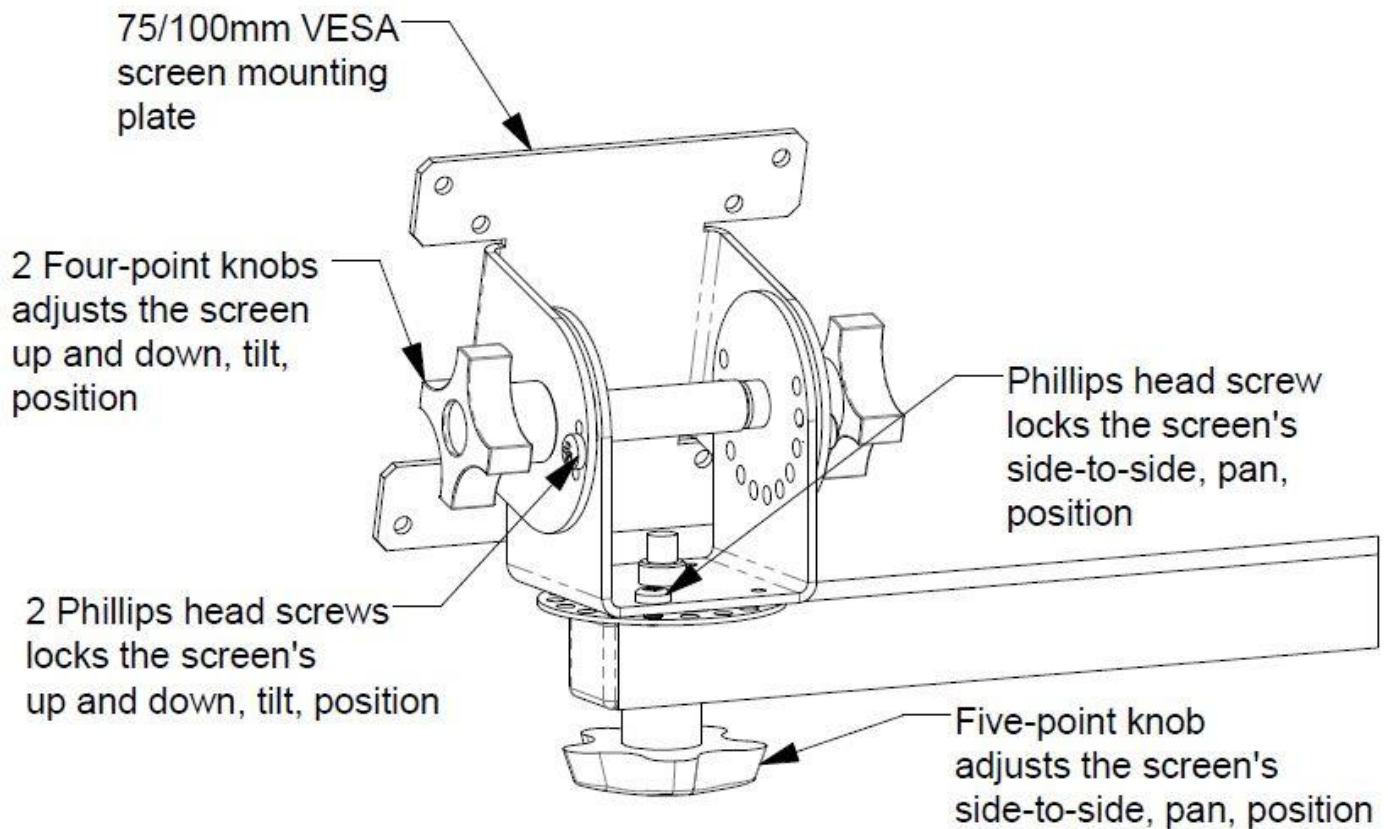
The display screen over-all height must measure no larger than 3.70 inches from the bottom of the VESA pattern to the bottom edge of the display screen as shown.

NOTE: As of September 2018 the 3.70 Maximum dimension will be 4.70 allowing a larger display screen to be used.

General Features

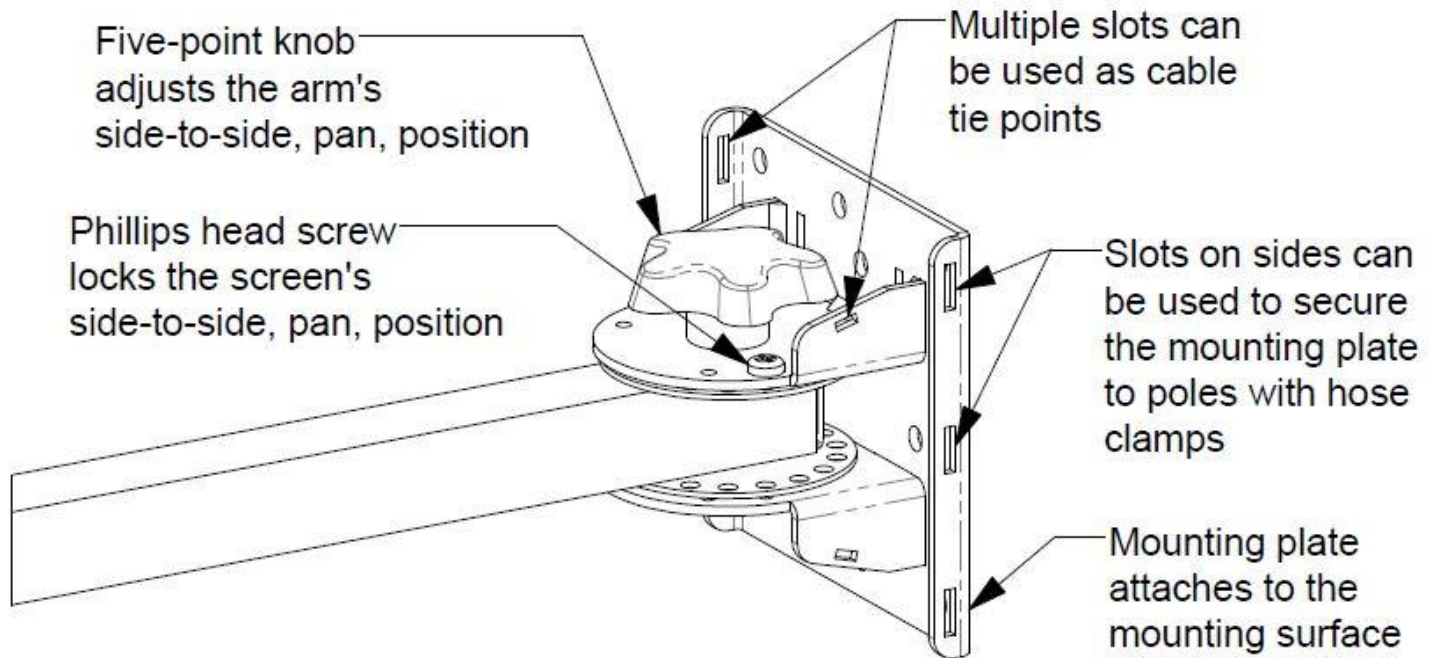
- Visit kitchendisplayssystems.com for a free, easy to understand tutorial that covers all aspects of Kitchen Display Systems knowledge!
- This mounting package includes the following individual product components which are also available separately: PN 80053 and PN 80501.
- For more information on the individual components included in this package please refer to the assembly sketches in this document and the downloadable product information sheets available on our website for each of the product pages for each part number.
- This mounting package supports most 15 inch or smaller VESA compatible monitors or touchscreens.
- The screen mounting assembly supports up to 25 pounds of equipment and attaches directly to a wall or other flat vertical surface.
- The bump bar mount is attached between the back of the screen and the pan and tilt head of the mounting system. It supports the MICROS ORACLE 166 and 210 display controllers and the power supply. Associated cabling can be neatly attached with cable ties.
- A MICROS Oracle MBB-10 or MBB-20 bump bar can be attached directly to the mounting plate below the front of the screen.
- Includes a 24" long VGA male to male video cable to connect the controller to the monitor.
- The screen mount included in this package allows for basic adjustments of the screen position. A similar package is offered with a fully articulated mount that allows for a much greater range of screen position adjustability.
- These mounting packages are designed to offer a simplified selection of the components needed to support your Kitchen Display System equipment.
- These packages of components are only a small sample of the many options that are available. Contact our sales team if you would like us to assemble a custom package for you.
- Purchasing these components as a package automatically qualifies for a discounted price over purchasing the same items separately. This discounted package price cannot be combined with any other discount programs.





Standard VESA 75-100mm Pan and Tilt Head on an Adjustable Arm

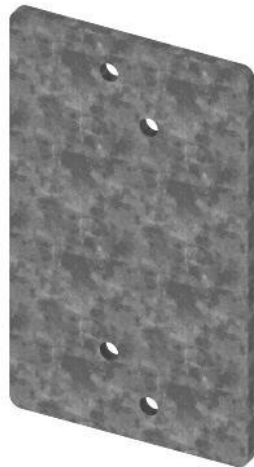
- This wall mount can be used as a universal support system for VESA compatible monitors, a MICROS compatible controller and bump bar holder for Kitchen Display Systems / KDS in commercial kitchens, retail, restaurants, offices, industry, shops, medical, maritime, schools, laboratory and many other applications.
- Tightening the 2 four-point knobs applies variable clutching resistance to allow adjustment of the up and down tilt position of the screen. Tighten either of the two 10-32 Phillips head screws adjacent to the four-point knobs to permanently secure the tilt position.
- Tightening the five- point knob below the end of the Arm applies variable clutching resistance to allow adjustment of the side-to-side pan position of the screen.
- Tighten the 10-32 Phillips head screw on the lower Panning plate into one of the holes in the end of the arm to permanently secure the pan position.
- Includes 4 pieces of M4 Phillips head screws to attach the VESA mounting plate to the back of the screen.



Single Position 25lb Wall Mounting Plate with Integral Standoff bracket and Arm

- The Single Position 25lb Wall Mounting Plate with Integral Standoff bracket supports one arm, allows side to side adjustment of the arm and attaches to any flat, smooth vertical surface.
- Attach the mounting plate to the Wall or other flat vertical surface with appropriate fasteners.
- Tightening the five- point knob on the top of the Standoff Bracket applies variable clutching resistance to allow adjustment of the side-to-side pan position of the Arm.
- To permanently lock the side-to-side pan position of the Arm; slightly loosen the 10-32 Phillips head screw on the top of the Standoff bracket, move the arm to the new desired permanent position; tighten the screw into one of the holes in the end of the arm to secure the new position.
- Note that the mounting plate includes slots along the side so that it can be attached to poles up to 36" in diameter with our optional strapping kit PN 80801 or any other compatible hose clamps.
- The mounting plate includes multiple slots for cable tie points.

This mounting system is compatible with the optional Adapter plate PN 50065 that is used for attaching the base of the mount to an Ergotron track type 31



PN 50065 Adapter plate


PN 50065 Adapter plate attached to PN 67075 support bracket. Shown mounted vertically in Ergotron type 31 track.



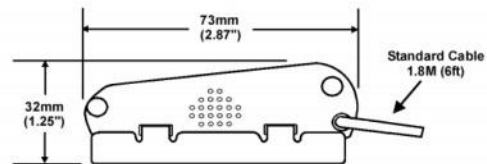

PN 50065 Adapter plate attached to PN 67075 support bracket. Shown mounted horizontally in Ergotron type 31 track.

We believe in ethical SEO relevancy; the following section was included to assist the all-knowing algorithms in locating this page; however, some humans like it too.

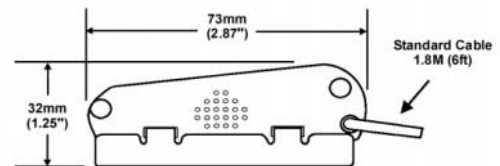
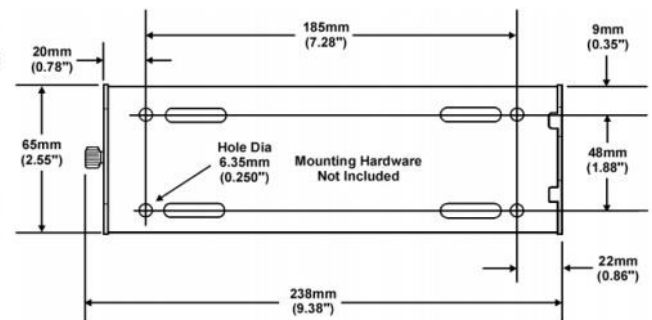
- MICROS Wall mount, MICROS Wall mounting bracket, MICROS Wall mount bracket, MICROS Terminal Wall mount, MICROS Terminal Wall mounting bracket, MICROS Terminal Wall mount bracket.
- MICROS Point of Sale terminal Wall mount, MICROS KDS Wall mount, MICROS KDS Wall mounting bracket, MICROS KDS Wall mount bracket, MICROS Kitchen Display System Wall mount.



MICROS Oracle MBB-10 Bump Bar



MICROS Oracle MBB-20 Bump Bar



We also manufacture a full line of mounting systems for the Oracle MICROS compatible Terminals that use the MICROS Quick Connect tabs and slots mounting standard:

Oracle MICROS Workstation 625X.
Oracle MICROS Workstation 655X.
Oracle MICROS Workstation 6 POS Terminal.
Oracle MICROS Workstation 610.
Oracle MICROS Workstation 620.
Oracle MICROS Workstation 625.
Oracle MICROS Workstation 650.
Oracle MICROS Workstation 625.
Oracle MICROS Workstation 655.
Oracle MICROS Compact Workstation 310.
Oracle MICROS Express Station 4 Series.
Oracle MICROS Express Station 400.
Oracle MICROS Express Station 410.

Interactive Catalog of Mounting Systems for Oracle MICROS Display Controllers, Monitors & Bump Bars

These mounts are included in the [Mounting Systems for Oracle MICROS Display Controllers, Monitors & Bump Bars](#) product group pages on our website.

For more information; click on the images or descriptions to visit the individual product pages on our website.

PDF Product Information Sheets are available at the Product Attachments tab on each product page.

[Practical Quality Systems Home Page](#)



[PN 90140-MICROS - Basic Wall Mount KDS Support Package for most 15" or smaller VESA monitors + MICROS Oracle 166 or 210 Controller + MICROS Oracle MBB-10 or MBB-20 Bump Bar](#)



[PN 90150-MICROS - Fully Articulated Wall Mount KDS Support Package for most 15" or smaller VESA monitors + MICROS Oracle 166 or 210 Controller + MICROS Oracle MBB-10 or MBB-20 Bump Bar](#)



[PN 90160-MICROS - Basic Shelf Edge KDS Support Package for most 15" and smaller VESA Monitors + MICROS Oracle 166 or 210 Controller + MICROS Oracle MBB-10 or MBB-20 Bump Bar](#)



[PN 90170-MICROS - Fully Articulated Shelf Edge KDS Support Package for most 15" and smaller VESA Monitors + MICROS Oracle 166 or 210 Controller + MICROS Oracle MBB-10 or MBB-20 Bump Bar](#)

Interactive Catalog of Product Sub Groups

There are many individual products included in the various product sub groups featured on these pages.

Click on the images or descriptions to visit the individual product sub group pages on our website.

For Information about individual products; click on the "Product Attachments" tab on each of the individual product pages.

[Practical Quality Systems Home Page](#)




[Wall Mounts for Screens](#)



[Wall Mounts for POS Printers](#)



[Wall Mounts for Screens and POS Printers](#)




[Shelf Edge Mounts for Screens](#)



[Shelf Edge Mounts for POS Printers](#)




[Shelf Edge Mounts for Screens and POS Printers](#)



[Counter Top Mounts for Screens](#)



[Counter Top Mounts for POS Printers](#)



[Counter Top Mounts for Screens and POS Printers](#)



[Under Counter Mounts for Screens](#)



[Under Counter Mounts for POS Printers](#)



[Under Counter Mounts for Screens and POS Printers](#)

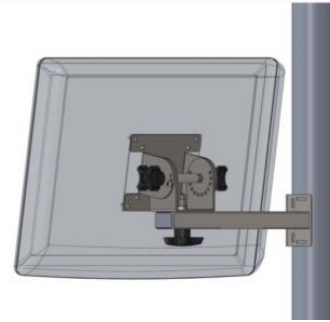
Interactive Catalog of Product Sub Groups

There are many individual products included in the various product sub groups featured on these pages.

Click on the images or descriptions to visit the individual product sub group pages on our website.

For Information about individual products; click on the "Product Attachments" tab on each of the individual product pages.

[Practical Quality Systems Home Page](#)



[Pole Mounts for Screens](#)



[Pole Mounts for POS Printers](#)



[Ceiling Mounts for Screens](#)



[Oracle MICROS Mounting Systems](#)



[NCR Aloha KDS Mounting Solutions](#)



[QSR KDS Mounting Solutions](#)



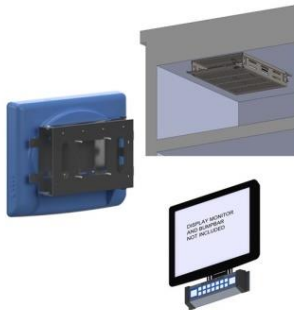
[Logic Controls Bematech KDS Mounting Solutions](#)



[Universal Kitchen Display System Mounting Packages](#)




[Enclosures for Touchscreen, Monitors and Thin Clients](#)



[Back Of Screen VESA Mounts for Controllers, Thin Clients, Bump Bars, Tap+ Touch + EMV Readers](#)



[Stainless Steel Wireways](#)



[Stainless Steel Power and Data Outlet Monuments](#)

Interactive Catalog of Product Sub Groups

There are many individual products included in the various product sub groups featured on these pages.

Click on the images or descriptions to visit the individual product sub group pages on our website.

For Information about individual products; click on the "Product Attachments" tab on each of the individual product pages.


[Practical Quality Systems Home Page](#)



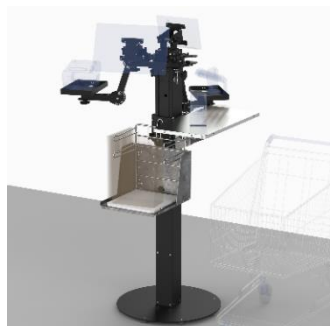
[Movable Countertop POS Stands](#)



[Direct Mount Countertop POS Stands](#)




[POS Cashier Pole Stands](#)



[POS Cashier Floor Stands](#)



[POS Self-Check Out Kiosk Floor Stands](#)



[POS Self-Check Out Kiosk Pole Stands](#)




[Take Out Pickup Pole Stands](#)



[Take Out Pickup Floor Stands](#)



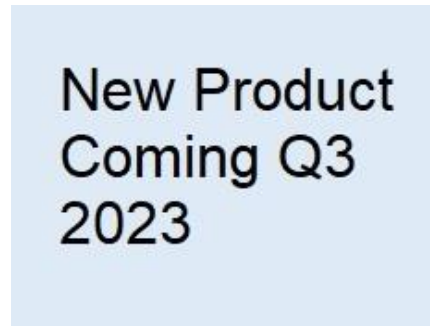
[Information Kiosk Floor Stands](#)



[Desktop Multi-Screen Pedestal Stands](#)



[4X4 Pole Clamp on Mounts](#)



[Mobile Cashier Stands](#)

Interactive Catalog of Product Sub Groups

There are many individual products included in the various product sub groups featured on these pages.


Click on the images or descriptions to visit the individual product sub group pages on our website.

For Information about individual products; click on the "Product Attachments" tab on each of the individual product pages.

[Practical Quality Systems Home Page](#)

New Product
Coming Q3
2023

Mobile Self-Check Out Stands



[Digital Signage Pole Stands](#)

New Product
Coming Q3
2023

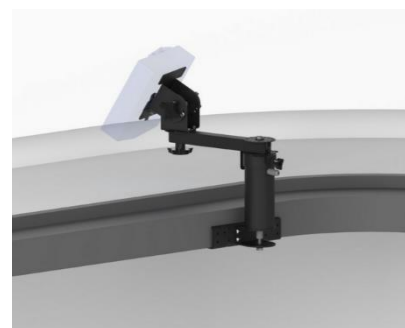
Stationary Podiums

New Product
Coming Q3
2023

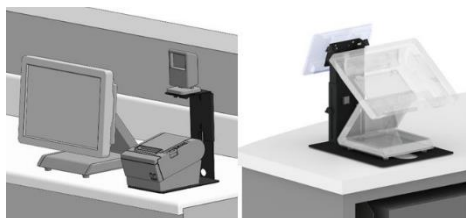
Stationary Podiums with Ceiling Feed Pole

New Product
Coming Q3
2023

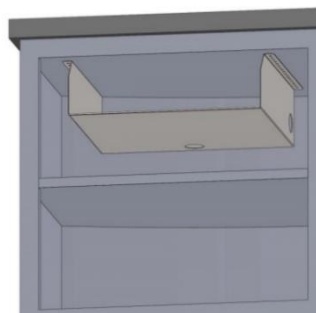
Mobile Podiums



[Ingenico Lane Reader Mounting Systems](#)



[Other Counter Top Mounts](#)



[Cash Drawer Mounting Solutions](#)